

Implementation of advanced pharmaceutical services in Europe

Filipa Alves da Costa

Centro de Investigação Interdisciplinar Egas Moniz (CiiEM)



6th PCNE Working Symposium 2018
1st February 2018

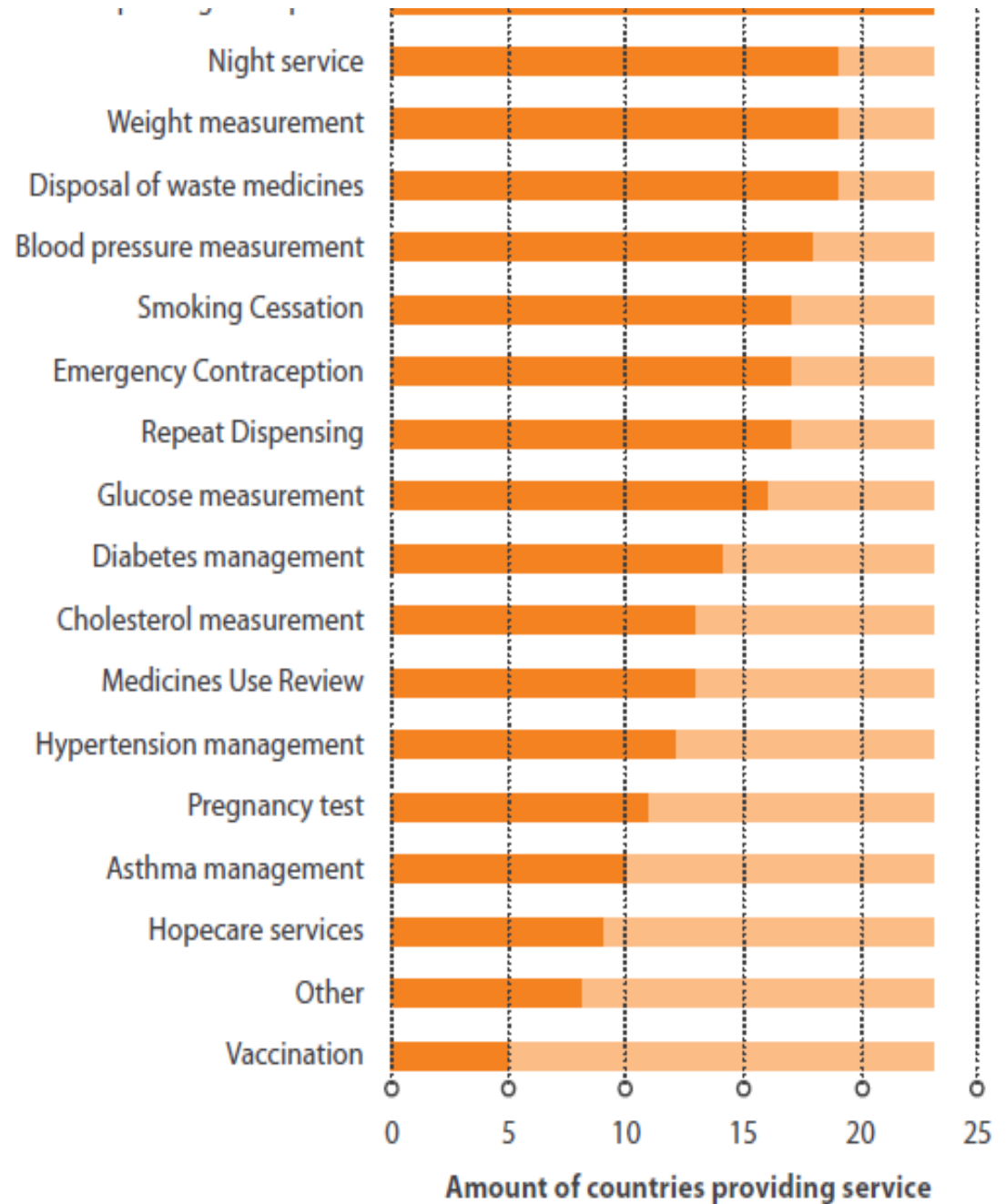
From medication centred service towards patient centred services



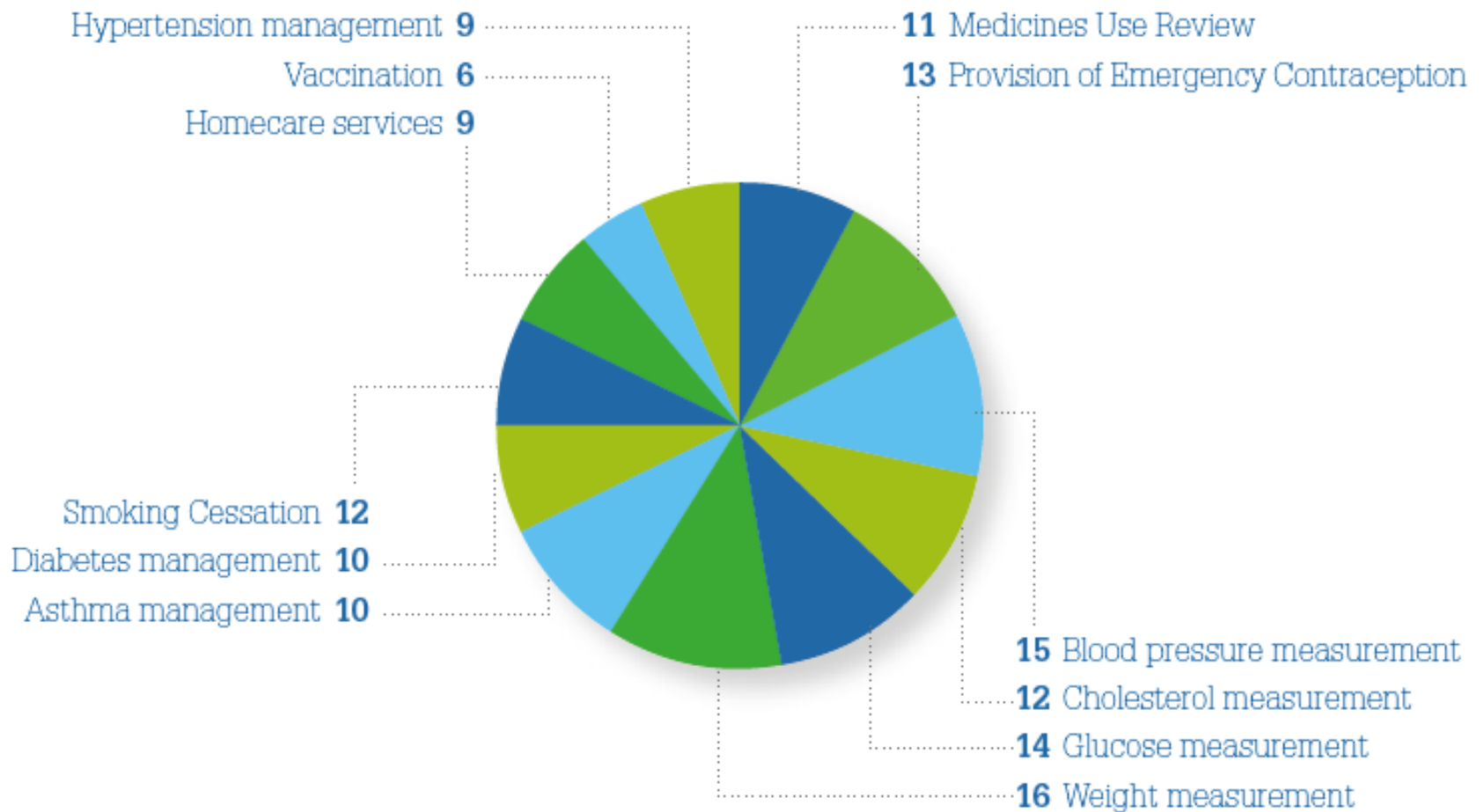
Classification of services

- **Core Services:** essential services provided by all licensed pharmacies during core pharmacy opening hours.
- **Basic Services:** may require separate consultation facilities and special training of pharmacy staff; may need to be available outside core pharmacy opening hours
- **Advanced Services:** require separate consultation facilities in the pharmacy and accredited pharmacists to provide it.

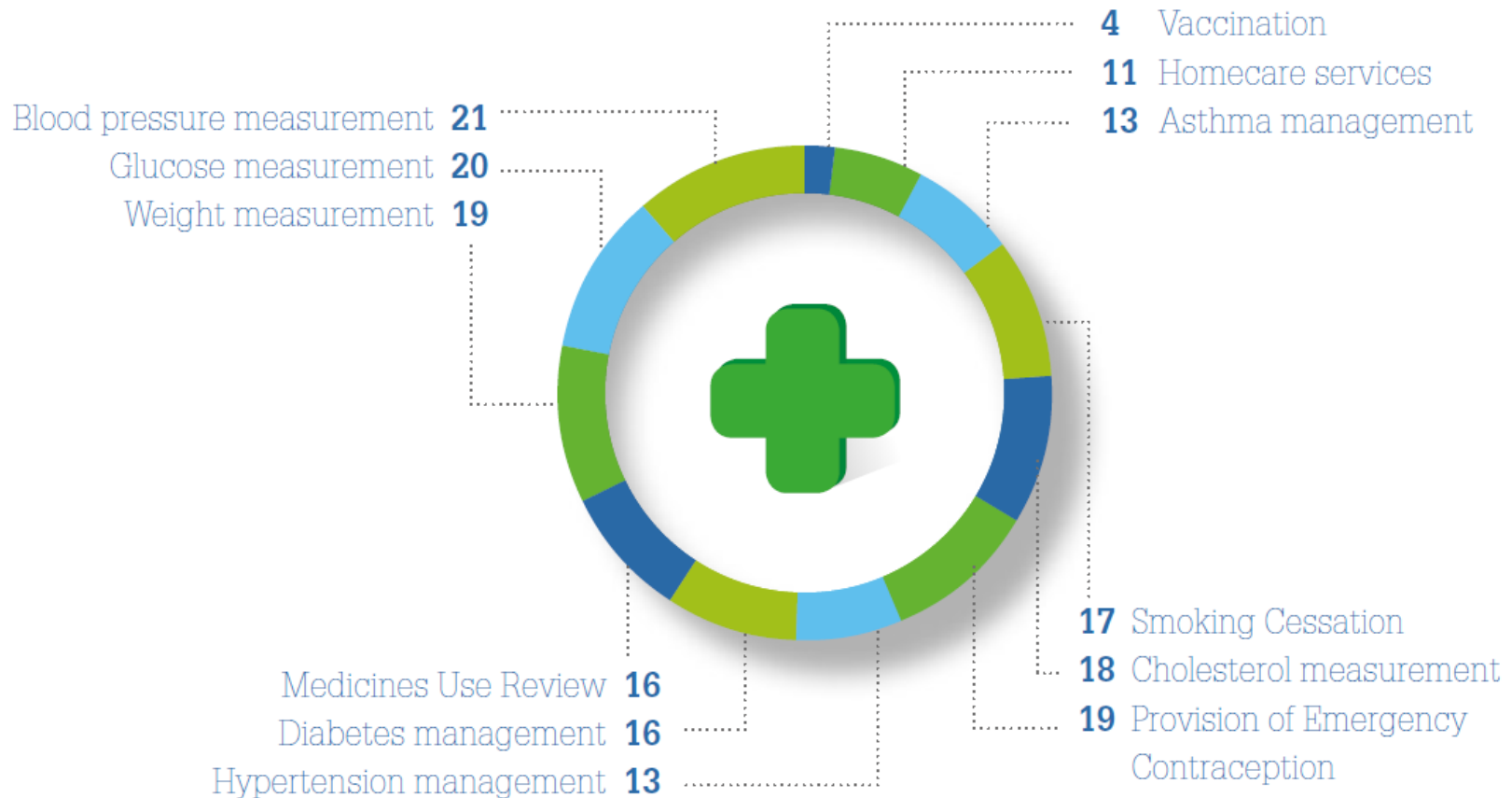
What has been described?



Additional pharmacy services by number of countries



Additional pharmacy services by number of countries



Additional pharmacy services



In a community pharmacy one can measure:

Blood glucose level



20

Body mass index



23

Number of countries



20



22

Cholesterol

Blood pressure

Smoking cessation: In 20 European countries pharmacists educate smokers about the benefits of giving up and provide support for them to stop smoking.

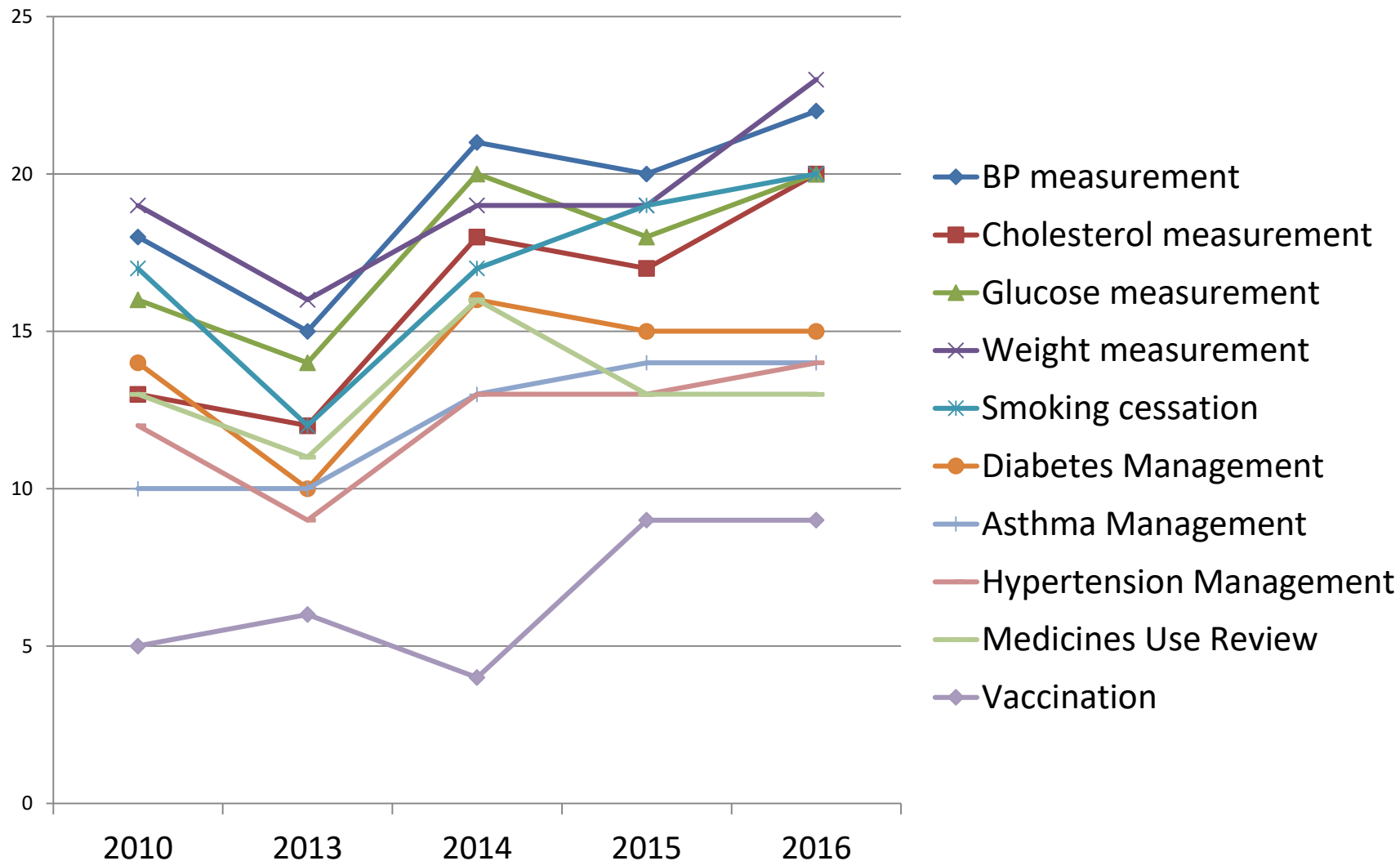
Services for patients starting a new medicine are available in a pharmacy in 11 European countries. These services provide support for people with long-term conditions with a newly prescribed medicine. It aims to improve medication adherence and patient outcomes, as patients are most likely to discontinue treatment in the first month or two.

Medication review is available in a pharmacy in 13 European countries. These services aim to improve patients' understanding of their medicines, improve adherence, reduce wastage, identify drug-related problems and propose solutions where appropriate.



Bowel cancer screening programmes are provided through pharmacies in Italy, Spain and Switzerland. This screening model is offered by multiple providers (including community pharmacies) and has been proven to improve the screening uptake of the population at risk.

Evolution of the number of European countries providing patient-centred services



Source: PGEU Annual Reports 2010-2016

The organizational framework of community pharmacies in Europe


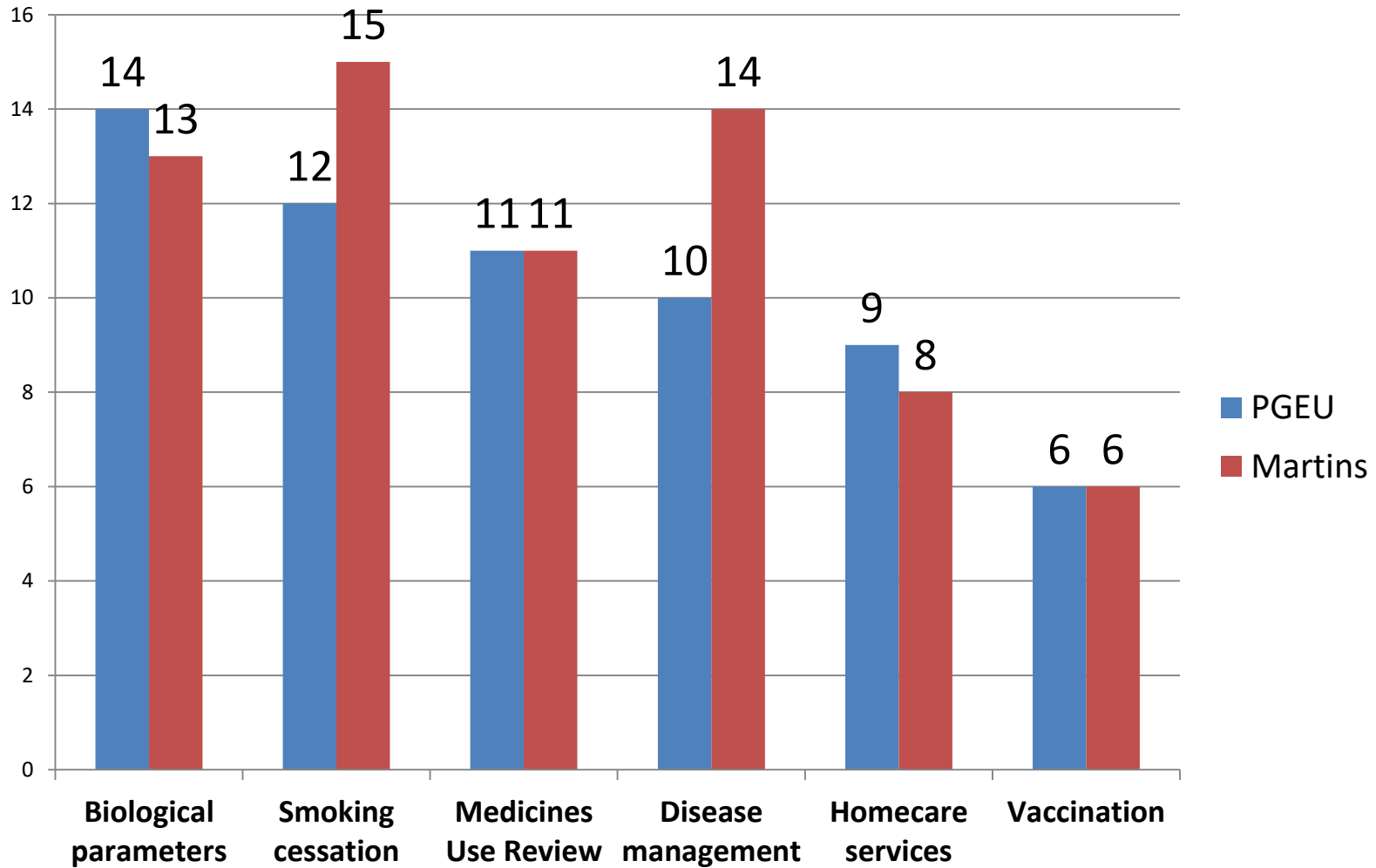
Silvia Filipa Martins¹ · J. W. Foppe van Mil² · Filipa Alves da Costa¹ 

Table 4 Services available in community pharmacies in Europe

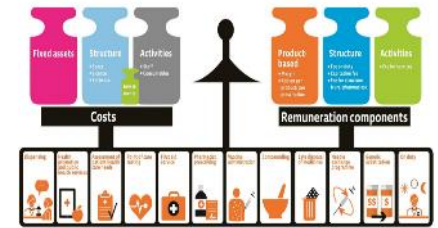
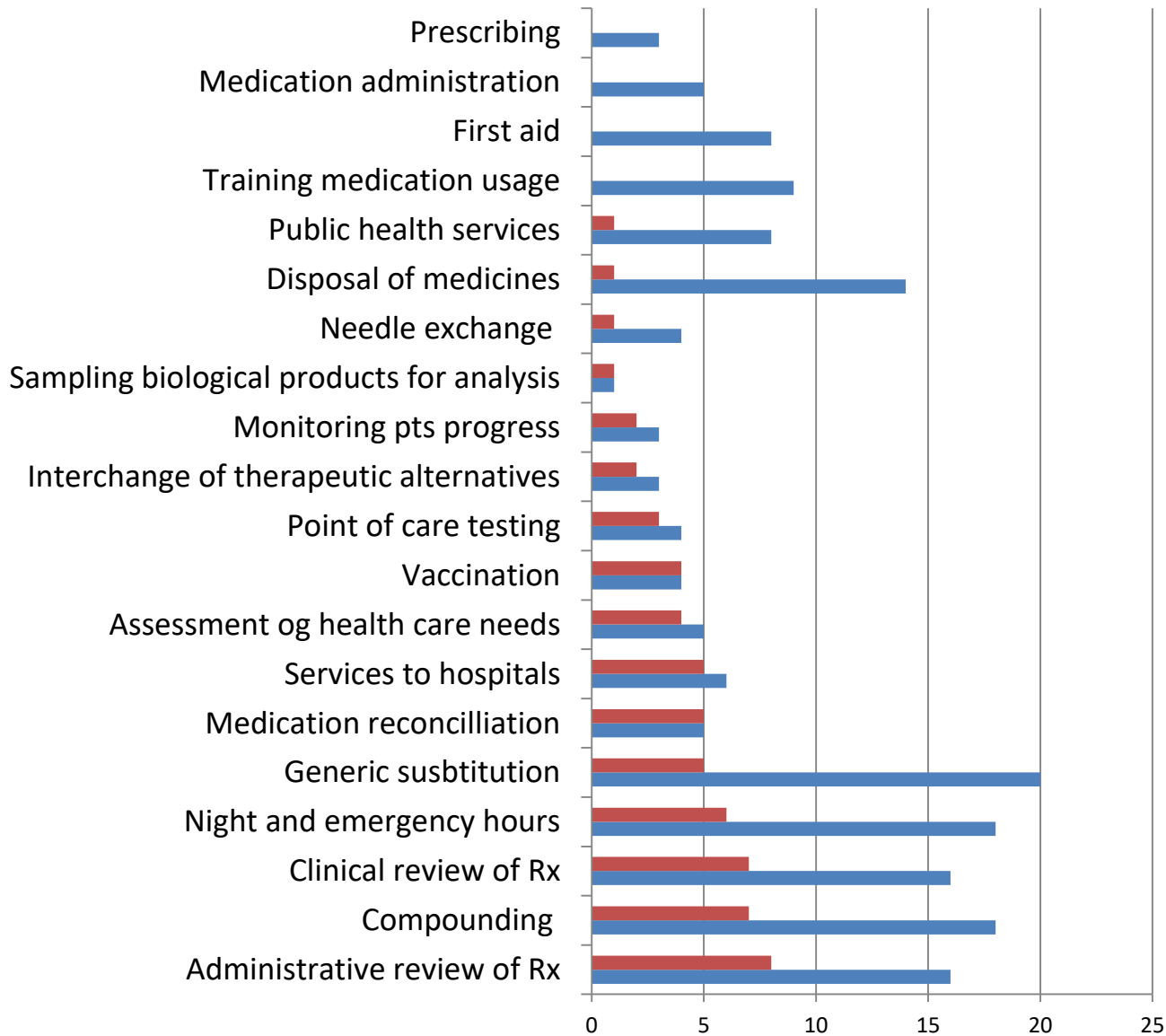
| Country | Home care support | Administration of medicines e.g. injectable drugs | Administration of vaccines | Medical appointments (e.g. nutrition) consultations | Measurement of biological and biochemical parameters | Pharmaceutical care programmes | Smoking cessation programme | Needle exchange programme | Medication review | Drug waste management programme | Prescribing | Provision of written standardized information |
|-------------|--------------------|---|----------------------------|---|--|--------------------------------|-----------------------------|---------------------------|--------------------|---------------------------------|------------------|---|
| Belgium | Yes ^a | No | No | No | No | Yes ^a | Yes ^a | Yes ^{a,d} | No | Yes ^{a,d} | No | Yes ^{a,d} |
| Bulgaria | No | No | No | Yes ^a | Yes ^a | Yes ^a | Yes ^a | - | Yes ^a | - | No | Yes ^{a,d} |
| Croatia | No | No | No | Yes ^a | - | No | Yes ^a | - | No | Yes ^a | No | No |
| Denmark | Yes ^a | No | No | No | Yes ^a | Yes ^{a,d} | Yes ^{a,d} | No | Yes ^a | Yes ^{a,d} | No | No |
| Spain | No | No | No | Yes ^a | Yes | Yes ^a | Yes ^a | Yes ^a | Yes ^a | Yes ^a | No | Yes ^a |
| Netherlands | Yes ^a | No | No | Yes ^a | Yes | Yes ^a | Yes ^a | Yes | Yes ^a | Yes | No | Yes |
| Hungary | No | No | No | Yes ^a | Yes | Yes ^a | Yes ^a | No | Yes ^a | Yes ^{a,d} | No | No |
| England | Yes ^a | Yes ^a | Yes ^a | Yes ^a | Yes | Yes ^a | Yes ^a | Yes | - | Yes | Yes | Yes |
| Ireland | No | - | Yes ^a | - | Yes ^{a,d} | No | - | Yes ^a | No | Yes | Yes | No |
| N. Ireland | No | No | Yes ^a | No | No | Yes ^a | Yes ^a | Yes ^a | Yes ^a | Yes ^a | Yes ^a | No |
| Iceland | No | No | Yes ^a | Yes | Yes | No | Yes | No | No | Yes | No | No |
| Italy | Yes ^a | No | Yes ^a | Yes ^a | Yes | Yes ^a | Yes ^a | Yes ^a | Yes ^a | Yes ^a | No | Yes ^a |
| Macdonia | No | Yes ^{a,d} | No | No | Yes ^a | No | No | No | No | No | No | No |
| Malta | No | No | No | Yes | Yes ^a | No | No | Yes ^a | No | No | No | No |
| Norway | No | No | No | Yes ^a | No | Yes ^a | Yes ^a | Yes | Yes ^a | Yes | No | Yes |
| Portugal | Yes ^a | Yes ^a | Yes ^{a,d} | Yes ^a | Yes ^a | Yes ^a | Yes ^a | Yes ^a | Yes ^a | Yes ^{a,d} | No | Yes ^{a,d} |
| Serbia | No | No | No | No | No | Yes ^a | No | No | Yes ^a | No | No | Yes |
| Sweden | Yes ^{a,b} | No | No | No | No | Yes ^{a,b} | Yes ^{a,b} | No | Yes ^{a,b} | Yes ^{a,b} | No | Yes ^{a,d} |
| Switzerland | Yes ^a | Yes ^a | No | Yes ^a | Yes ^a | Yes ^a | Yes | Yes | No | Yes ^a | No | Yes ^a |

Comparing two data sources



Source: PGEU Annual Reports 2013; Martins, van Mil and Costa, 2015

Provision and remuneration



■ Third-party payment
■ Mandatory

PRACTISE - PhaRmAcist-led CogniTlve Services in Europe



What are the
services
provided?

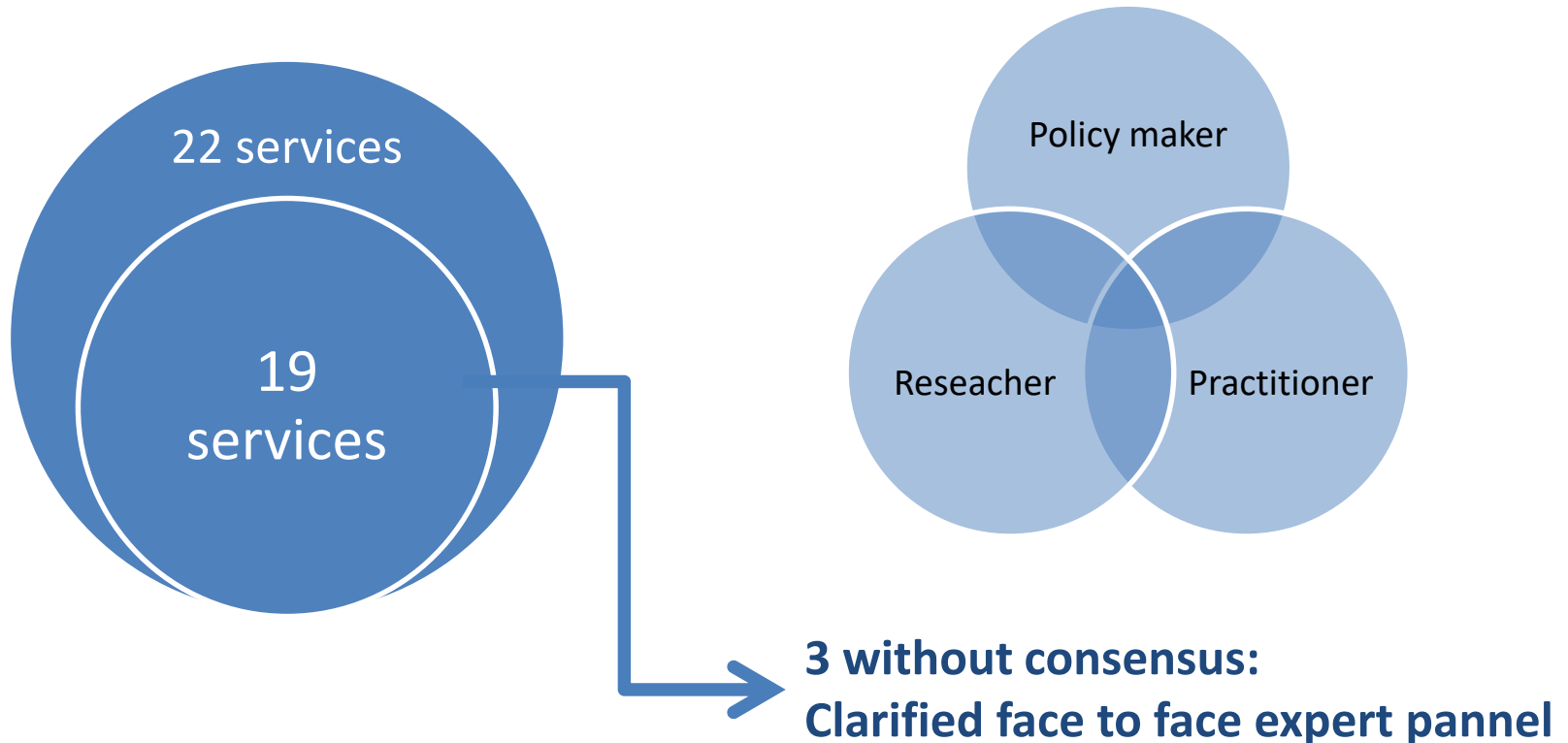
The degree of
implementation?

Existing
remuneration?

PRACTISE - PhaRmAcist-led CogniTlve Services in Europe



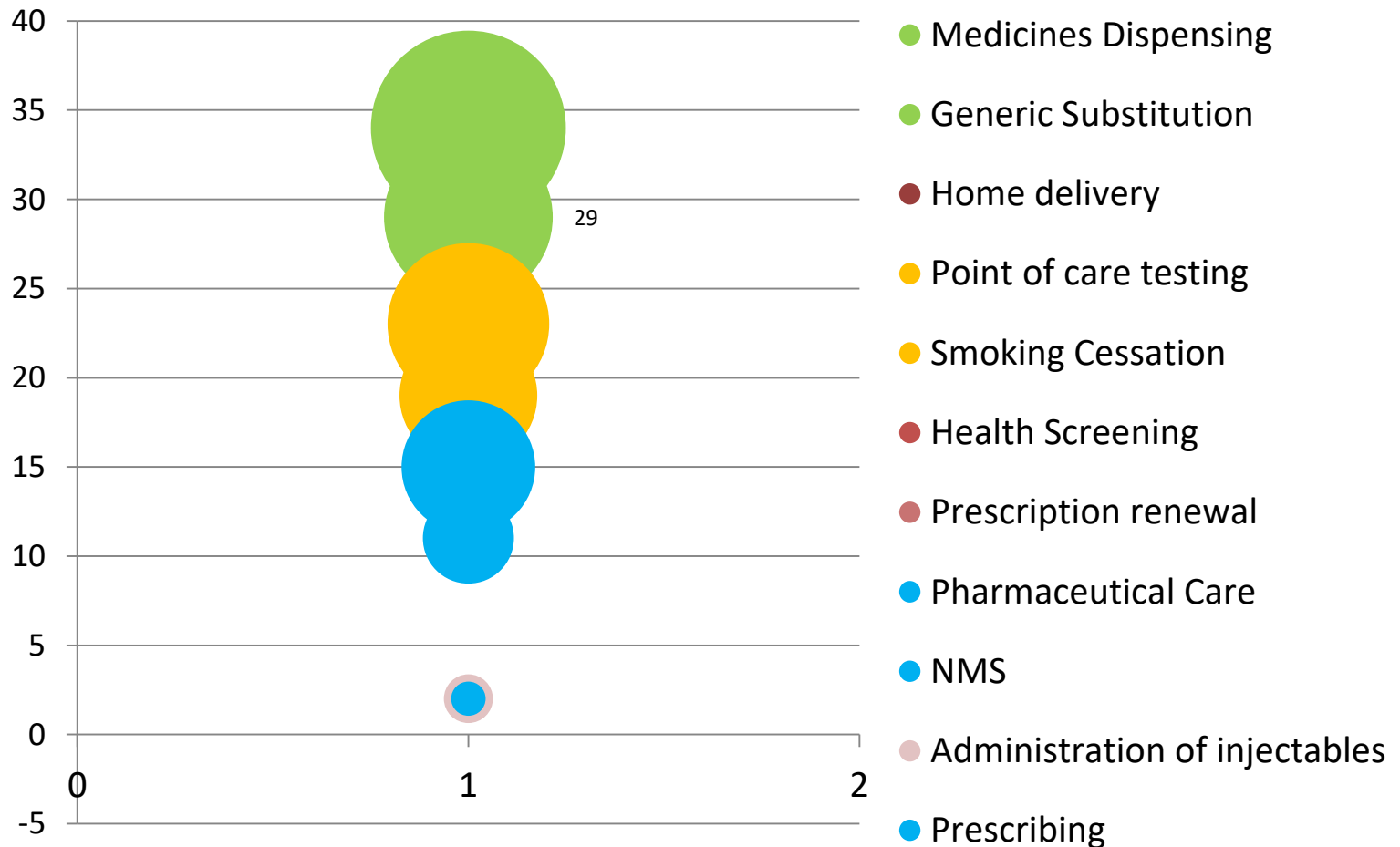
Preliminary Results: The example of Portugal



PRACTISE - PhaRmAcist-led CogniTive Services in Europe



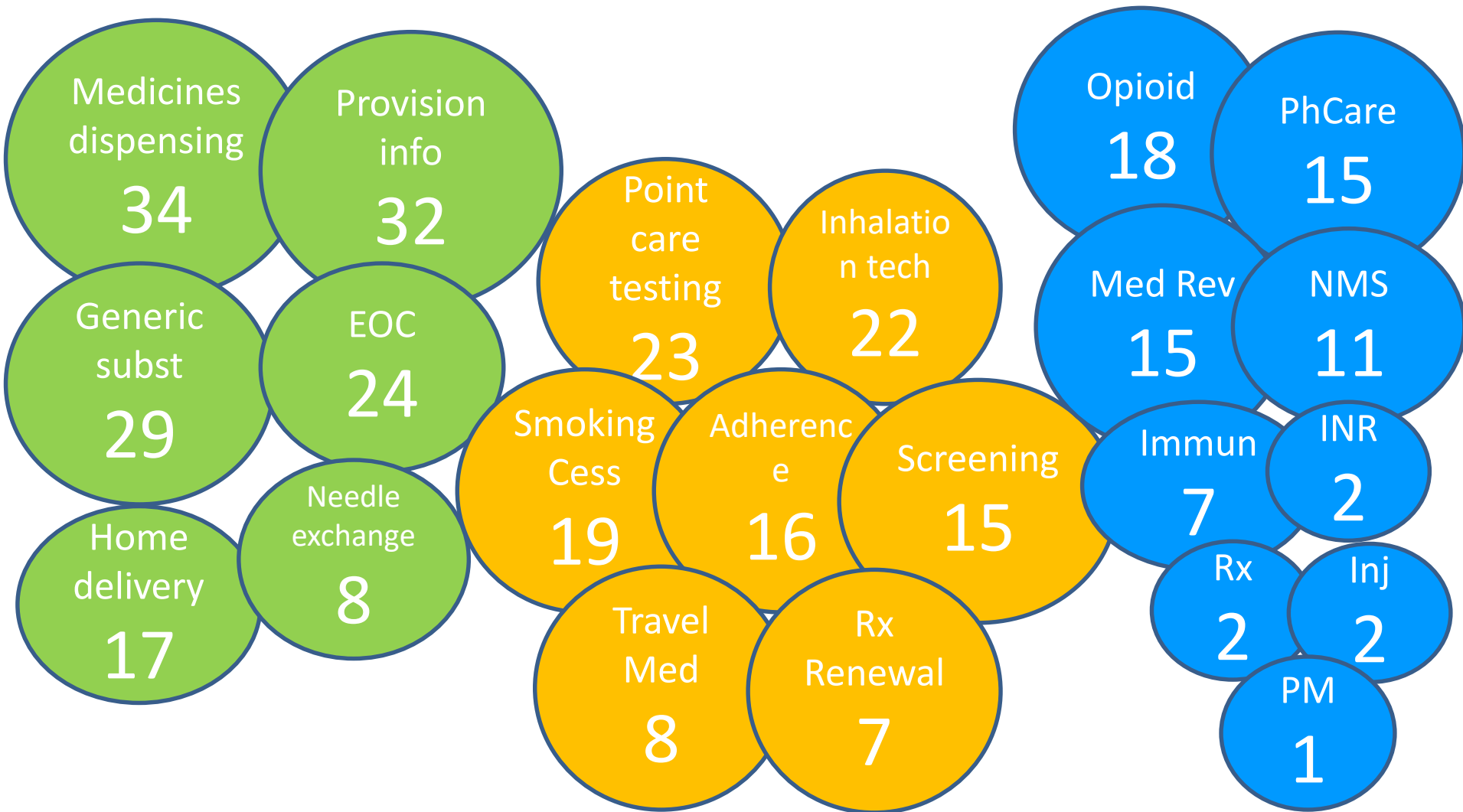
Country level implementation of services



PRACTISE - PhaRmAcist-led CogniTive Services in Europe



Country level implementation of services

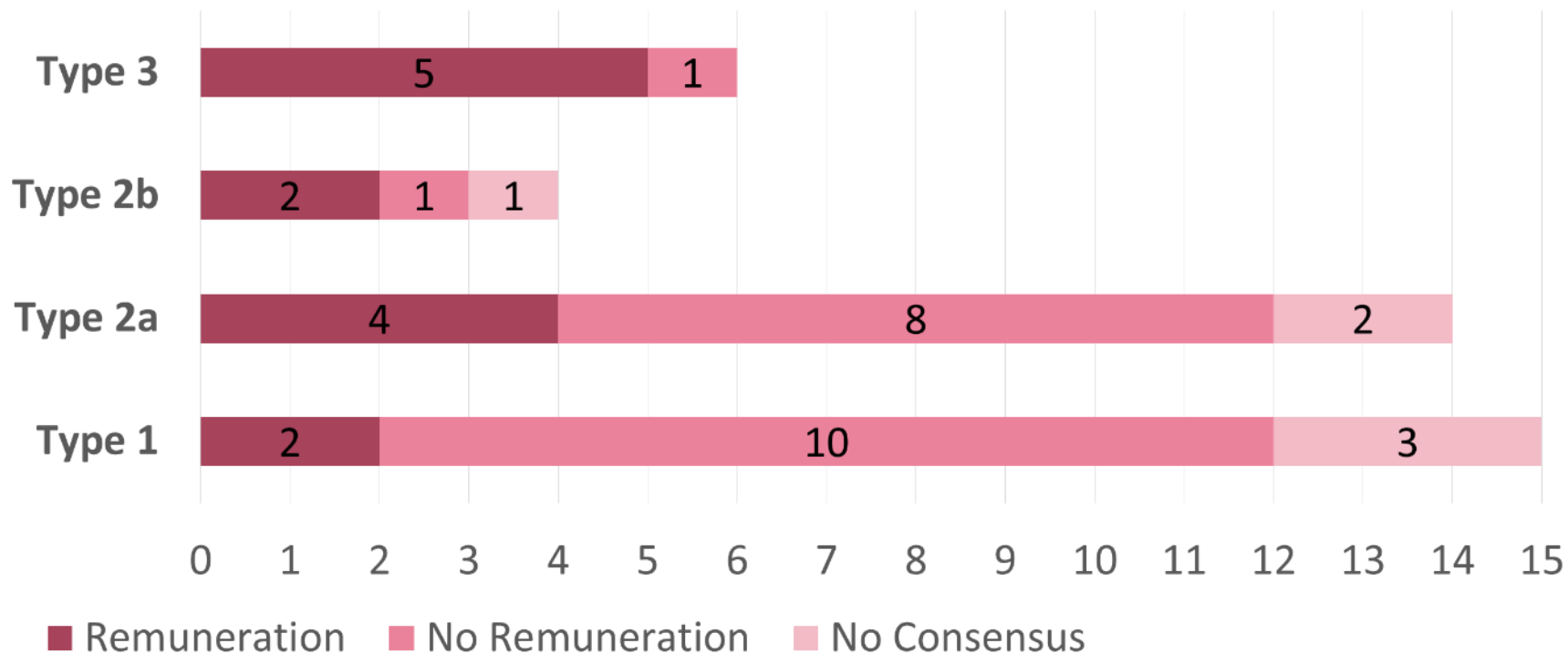


Preliminary data on medication review

| Country/Region | Type 1 | Type 2a | Type 2b | Type 3 |
|------------------|-----------|-----------|----------|----------|
| Austria | p | | | |
| Belgium | | p | | |
| Croatia | | | | |
| Denmark | p | p | | |
| England | x° | | | |
| Finland | | | | |
| France | | ? | ? | ? |
| Germany | p | P | | p |
| Hungary | p | P | | |
| Northern Ireland | | | | |
| Norway | | | | |
| Portugal | | | | |
| Slovakia | p | | | |
| Slovenia | | | | |
| Sweden | x° | | | |
| Switzerland | | | | |
| The Netherlands | | | | |
| Ukraine | | P | | |
| Total | 15 | 13 | 4 | 6 |

Data fully available at Imfeld-Isenegger Tamara L.¹, Costa Filipa A.², Branco Soares Inês², Kos Mitja, Horvat Nejc, Makovec Urska N., Hersberger Kurt E.¹. PRACTISE - PhaRmacist-led CogniTive Services in Europe – Part B: Mapping of Medication Review Services across Europe

Preliminary data on medication review



European Implementation of Services



Diabetes
disease
Management



Vaccination



HIV
management



European Implementation of Medication Review Services

